



HOFFMAN

HOFFMAN ON DEMAND

Quick Ship Program

FULL PRODUCT RANGE LOCALLY AVAILABLE NOW!



GET THE SOLUTION YOU NEED WHEN YOUR BUSINESS DEMANDS IT

The new quick-ship program from nVent HOFFMAN ensures a vast network of Authorized HOFFMAN on Demand Distributors throughout the United States have ready-to-ship, local stock of a full range of industry-leading products, spanning:

- Pushbutton, junction box, wall-mount, free-stand, floor-mount and modular enclosures
- HMI and industrial wireway
- Thermal management solutions
- Accessories

In addition, HOFFMAN on Demand makes it easy to know what to select and where to buy, with easy-to-use online product selection guides and Authorized HOFFMAN on Demand Distributor listings.

Quick turnaround
modifications



* Actual delivery times may vary based on location.

TAKE ADVANTAGE OF RAPID, LOCALLY MODIFIED ENCLOSURES

Enjoy faster local availability of HOFFMAN on Demand standard products as well as quick turnaround modifications. With HOFFMAN Certified Modification Centers you can eliminate manual holes and cutouts so you can focus on integrating and delivering control solutions to your customers.



GOT QUESTIONS?

Contact Werner Electric






(800)769-3701

contactcg@wernerelec.com

wernerem.com

HOFFMAN ON DEMAND

Choose from a full range of core enclosure and thermal management solutions – in stock and locally available through Authorized HOFFMAN on Demand Distributors in the United States! Get faster access to high-demand products such as:

MOST COMMON TYPE RATINGS				
		12		
		4		
		4X		
	PUSHBUTTON	<ul style="list-style-type: none"> • Pushbutton Enclosure 	<ul style="list-style-type: none"> • Extra-Deep Pushbutton Enclosure 	<ul style="list-style-type: none"> • Pushbutton Enclosure • QLine D
	JUNCTION BOX (up to 16" x 14")	<ul style="list-style-type: none"> • Continuous Hinge with Clamps • Screw Cover 	<ul style="list-style-type: none"> • Continuous Hinge with Clamps • Continuous Hinge with Quarter-Turn Latch • Screw Cover Contoured 	<ul style="list-style-type: none"> • Continuous Hinge with Clamps • Continuous Hinge • PolyPro • QLine D
	WALL-MOUNT (16" x 16" to 60" x 36")	<ul style="list-style-type: none"> • Concept Two-Door • Continuous Hinge with Clamps • Continuous Hinge Two-Door with Handle • Wall-Mount Disconnect Enclosure with Handle • Sequestr External Disconnect Enclosure 	<ul style="list-style-type: none"> • Concept Single-Door • Continuous Hinge with Clamps • Continuous Hinge with 3-Point Latch • Concept Disconnect Enclosure 	<ul style="list-style-type: none"> • Concept Single-Door • Continuous Hinge with Clamps • Continuous Hinge with 3-Point Latch • WaterShed • Hinge Cover with Quick-Release Latches
	FREE-STAND & FLOOR-MOUNT (60" x 48" and larger)	<ul style="list-style-type: none"> • Free-Stand Single or Dual Access • Free-Stand Disconnect • Modular Disconnect • Two-Door with Floor Stands & 3-Point Latch • Two-Door Disconnect with Floor Stands 	<ul style="list-style-type: none"> • Free-Stand with 3-Point Latch • Free-Stand Disconnect with Quick-Release Continuous Hinge • Two-Door with Floor Stands & 3-Point Latch 	<ul style="list-style-type: none"> • Free-Stand Single or Dual Access • Two-Door with Floor Stands & 3-Point Latch
	MODULAR	<ul style="list-style-type: none"> • Proline G2 Industrial Packages 		
	HMI (HUMAN-MACHINE INTERFACE)	<ul style="list-style-type: none"> • Console • Syspend 180-Max Suspension System • Syspend 281-Max Suspension System 	<ul style="list-style-type: none"> • Concept HMI 	
	INDUSTRIAL WIREWAY	<ul style="list-style-type: none"> • Lay-in Wireway 		
	THERMAL MANAGEMENT	<ul style="list-style-type: none"> • Spectracool Compact Indoor 	<ul style="list-style-type: none"> • Spectracool Indoor • Spectracool Narrow Indoor • T-Series Compact Outdoor 	

Visit us at WernerMN.com

